

The Best Things to do in the Suburbs of Tokyo

Travel back in time -
Town, Castle, Temple and Shrine
Kawagoe & Chichibu

A Boundless Outdoor Paradise
with Abundant Nature – Hanno

Discover Endless Possibilities
– Tokorozawa

Head to Mountains and
Hills on the Seibu Line

Discover and Experience
Sayama Tea

"Only in Japan" Experiences Await
Inside Amazing Theme Parks

Experience the Spirituality of
Japan's Shrines and Temples

***Nature, Anime,
History, Food***



Seibu Railway
makes it
happen.

Get around the Seibu Line with the "All-you-can-ride Pass"



With the SEIBU 1Day Pass and other discount tickets, issued by Seibu Railway, you can hop on and off the SEIBU Line as often as you want to experience rich Japanese culture and visit sightseeing gems hidden in the suburbs. The Seibu Lines connect directly to the sacred and traditional places of Kawagoe and Chichibu, where you can enjoy the charm of the Edo period to the fullest. These tickets are the best partner for foreign tourists visiting Japan!

Ticket Information Price and Type



SEIBU
1Day Pass
1,000 yen



SEIBU
1Day Pass + Nagatoro
1,500 yen



MOONINVALLEY PARK
Ticket & Travel Pass
3,700 yen

* Only valid for the boarding date. Includes a SEIBU 1Day Pass, which allows unlimited rides on all SEIBU Railway lines (except for the Tamagawa Line), a bus ticket to Metsā from Hannō Station or Higashi-Hannō Station, and a park admission ticket.
* Some attractions in the park are charged separately.




SEIBU KAWAGOE PASS
700 yen

* Tickets are valid for only one day of use for arrival or departure from Seibu-Shinjuku Station, Takadanobaba Station, or Ikebukuro Station. Valid for one round trip to Hon-Kawagoe Station.

* SEIBU 2Day Pass and SEIBU 2Day Pass + Nagatoro tickets are also available.
* Tickets are only valid on the day of use. Valid on the Seibu Line or the Seibu Line + Chichibu Railway Line within the stated area including free use between Nogami Station and Mitsumineguchi Station. (Tickets are not valid for the Tamagawa Line)
* Additional limited express charge is required.

Where to buy

- **SEIBU Tourist Information Center Ikebukuro** Hours: 8am – 6pm (no closing days)
 - Sightseeing information about the Ikebukuro area and along Seibu Lines
 - Language support: English & Chinese (daily), Korean (occasionally)
- Tickets available from: 8am – 3pm Seibu Railway tickets, and other train discount tickets for foreign tourists.



• 1F East exit of
Ikebukuro Station



• **Ikebukuro Station**
1F limited-express ticket counter
Hours: 7am – 8pm



• **Ikebukuro Station**
B1 ticket center
Hours: 7am – 8pm



• **Seibu-Shinjuku Station**
Limited-express ticket counter
Hours: 7am – 8pm

- **SEIBU Tourist Information Center Shinjuku** Hours: 8am – 2pm (no closing days)
 - Sightseeing information about the Shinjuku area and along Seibu Lines, and discount tickets for foreign tourists
 - Language support: English (daily), Chinese & Korean (occasionally)

Purchase Online

SEIBU Discount Ticket

<https://wattention.com/seibu-railway-en/ticket/>



Illustrated Ticket Information Board

Seibu Railway created a ticket information board in English, Chinese and Thai, which helps tourists easily purchase all kinds of tickets. The board features details about the validity period, the use, and the price of the tickets. Don't worry if you are not able to understand Japanese, since this new system is the easiest way to start your journey!



Attention!

Luxurious Limited Express Train “Laview” sets off toward Chichibu

Often the journey is just as exciting as the destination, and that's certainly true aboard the “Laview” limited express train, which has received two design awards. With large glass windows stretching nearly from ceiling to floor, the beautiful scenery fills the cars as “Laview” carries passengers on a luxurious tour from Ikebukuro to Chichibu in just 77 minutes. Designed by world-renowned architect Sejima Kazuyo, “Laview” features spacious cars, reclining seats, electrical outlets, and free Wi-Fi throughout for maximum comfort and convenience. Seibu also operates the Red Arrow train from Shinjuku to the charming town of Kawagoe.

* Additional limited express charge is required.



Seibu Department Store



Seibu Department Store is directly connected to Ikebukuro Station and is popular for its array of cosmetic products in the Kanto area. Enjoy the “water lily garden” and the beauty of each season on the rooftop terrace.

Hours: Main Building & Annex 10am – 9pm (Mon – Sat) 10am – 8pm (Sun & national holidays) Business hours are different for some stores

Rooftop Garden, Restaurant & Bar, Food Court 10am – 10pm (May, June, September) 10am – 10:30pm (July – August) 10am – 8pm (October – April)

Let's travel Safely and Confidently

Travel safely and confidently as SEIBU takes COVID-19 infection prevention measures. SEIBU Railway encourages passengers to wear masks, refrain from talking in the car, and wash and disinfect their hands each time after arriving at their destination.



SEIBU RAILWAY is taking the following measures to prevent the spread of COVID-19

Traveling Restaurant - fifty two seats of happiness

Famous architect Kuma Kengo designed the interior for the “Traveling Restaurant - fifty two seats of happiness” that runs between Ikebukuro Station – Seibu-Chichibu Station, Seibu-Shinjuku Station – Seibu-Chichibu Station and Seibu-Shinjuku Station – Hon-Kawagoe Station. Experience a state of pure bliss riding the luxurious wagon, and enjoy gourmet meals using seasonal ingredients while observing the beautiful scenery.

Price: Brunch Course 10,000 yen, Dinner Course 15,000 yen *Includes train fare and course meal (tax included) **Operation Schedule:** Temporary train, scheduled to operate 100 days per year mainly on holidays and weekends

Reservation: For more information, please visit (<https://www.seiburailway.jp/railways/seibu52-shifuku/en/>) *as of December 2020



Keisei Skyliner Value Ticket

Buy the “Skyliner Value Ticket” at the “SEIBU Tourist Information Center Ikebukuro” on the same day as going to Narita Airport from central Tokyo. You can reach Narita Airport from Keisei Ueno Station or within 36 minutes from Nippori Station.

Price: Adults 2,250 yen (270 yen off the original price), Children 1,120 yen (150 yen off the original price) **Validity period:** Only valid on the day of purchase

Purchase an “exchange voucher” and exchange it for a Skyliner ticket headed for Narita Airport at Keisei Ueno Station (Skyliner Ticket Counter) or Nippori Station (JR Connection Counter).



Travel Back in Time

— Kawagoe SS 29



Scan the QR code to access the website for more information.



Go back in time on the streets of Kawagoe, where lovely old warehouses have been turned into adorable shops and peaceful cafés. Travel back to ancient Japan in an area lovingly called Koedo (literally meaning “little Tokyo”). You can enjoy traveling back in time here!

45-min from Seibu-Shinjuku to Kawagoe by Limited Express (Shinjuku Line)

Kita-in Temple / Honmaru Goten of Kawagoe Castle

Built in 830 and associated with the Tendai sect of Buddhism, Kita-in is the famous temple in Kawagoe. After being damaged in a fire during the 17th century, parts of Edo castle were moved to repair the structure. The grounds are also home to five hundred Rakan statues, no two of which are alike. Honmaru Goten (residence) of Kawagoe Castle is also well worth a visit. This Castle acts as a symbol for Kawagoe. Grand tatami rooms connected by wooden corridors in the Honmaru Goten, built in 1848, evoke a sense of splendor despite their simple decor.

Kita-in Temple

Admission: Paid **Access:** 15-min walk from Hon-Kawagoe Station (Shinjuku Line)

Honmaru Goten of Kawagoe Castle

Admission: Paid **Access:** 10-min CO-EDO Loop Bus ride from Hon-Kawagoe Station (Shinjuku Line). Get off at City Museum and City Art Museum bus stop.



Edo Period
1615-1868



Kashiya Yokocho (Penny Candy Lane)

Venture out to Penny Candy Lane next, where there are about twenty traditional sweet shops lining a quaint stone-paved alley. Dating back to the Meiji Period, the low sloping storefronts beckon your sweet tooth in with their brightly colored sweets and nostalgic scents, making you feel like a child again.

Access: Take the CO-EDO Loop Bus at Hon-Kawagoe Station (Shinjuku Line). Get off at Kashiya Yokocho bus stop.



Meiji Period
1868-1912

Kurano-machi (Old storehouse zone)

Travel further back in time as you explore Kurano-machi, the old storehouse zone. Time feels as if it has stood still, with many of the cafes and shops housed in old storehouses dating back to the latter half of the Edo Period. After being rebuilt due to a major fire in 1893, the buildings that were finished with black mortar, reminiscent of old streets, still remain today, tempting you into sample their wares as you stroll past.



Edo Period
1615-1868



Taisho Period
1912-1926

Taisho-roman Street

Dating back to the Taisho Period, its old cafes, restaurants and Japanese sweet shops transport you back in time. Many have been in business for over one hundred years.



Koedo Kurari

Koedo Kurari is inside in three storehouses dating from the Meiji, Taisho and Showa Period. Like a sake amusement park, Kikizake Dokoro Showagura has enticing sampling machines that serve the finest sake from thirty-four different breweries across Saitama. There are also other shops such as Omiyage Dokoro Meijigura, which sell souvenirs ranging from handmade crafts, pottery and toys to traditional snacks.

Upon leaving here to the Hon-Kawagoe Station, you're greeted by the sight of CREAMALL, a Showa, Heisei-style shopping street lined with a clothing store, department store, pharmacies, and restaurants nestling in between.

Access: 3-min walk from Hon-Kawagoe Station (Shinjuku Line)



Showa, Heisei Period
1926-2019



Visit the Historic Shrines and Temples – Chichibu



Scan the QR code to access the website for more information.



Chichibu City is surrounded by mountains such as Mt. Buko, where most of its natural areas are a designated natural park of Japan. It's also home to a swath of rich heritage including many ancient shrines and temples. You can experience Japanese culture and tradition through pilgrimage in the Chichibu.

77-min from Ikebukuro to Chichibu by Limited Express (Ikebukuro Line)



Mitsumine-jinja Shrine

This magnificent shrine with an elevation of 1,102m has many unique features. For starters, it's said to have been founded by Yamato Takeru no Mikoto, a semi-mythological folk hero who may have been the son of the Emperor around the year 150. This shrine has many historical buildings, such as the *Haiden* (a hall of worship) decorated with richly colored carvings, the *Zuishin-mon* (gate with guardians) and the *Yohaiden* (a space for worship). The sanctuary of Mitsumine is different in atmosphere from usual shrines.

Admission: Free **Access:** There is a regular bus to Mitsumine-jinja Shrine from Seibu-Chichibu Station

*The last bus leaves at 4:30pm from the Mitsumine Jinja bus stop.

The 34 Kannon Temples of the Chichibu Pilgrimage

Kannon, the Goddess of Mercy or Bodhisattva of infinite compassion who saves people from suffering, is one of Japan's most beloved deities. Normally, Kannon Temple tours consist of a total of 33 temples. Chichibu was granted one more temple in the 13th century so that it could combine with two other pilgrimages to create the "the 100 Japanese Kannon Temples."

Shimabu-ji Temple

As the first temple of 34 on the nearly 100km Chichibu Pilgrimage, Shimabu-ji Temple is very popular with visitors. The magnificent Kannon-do Hall was built in 1697 by a famous carpenter, and there's over three centuries of history here. In the nearby gift shop, visitors can purchase garments much like the ones worn by those who originally traveled on the first pilgrimages as an *o-henro* (Buddhist pilgrim) such as white robes, straw hats and, walking sticks.

Access: 23-min bus ride from Seibu-Chichibu Station (Seibu Chichibu Line). Get off at Fudashoichiban stop.



Kinsho-ji Temple

The first thing you might notice about the fourth (and most popular) temple of the Chichibu Pilgrimage, is the *waraji* (giant pairs of straw sandals) hanging alongside the 18th-century wooden gate entrance. The second could be the two menacing "Nio Guardians". These impressive carved and painted giants protect the compound not only from bad spirits, but superstitious would-be robbers. Once through the gate, there are rows upon rows of statues. Over 1,300 small stone statues neatly line the surrounding area. Every statue is unique. One of the noticeable and detailed stone kannon statues on display is that of a mother nursing her child. Some believe that this statue was created to secretly resemble Mary, Mother of Jesus, in a time when Christianity was not permitted in Japan.

Access: 17-min bus ride from Seibu-Chichibu Station (Seibu Chichibu Line). Get off at Kinsho-ji stop and 5-min walk.



Hashidate-do Temple and "JURIN's GEO" Café

The 28th temple on the Chichibu Pilgrimage, Hashidate-do Temple, is unique in that it's located at the base of a towering 75-meter limestone cliff. Adjacent to this temple is the Hashidate Stalactite Cave. This intricate limestone cave features dark narrow tunnels. Dark spaces beckon the adventurous to explore its deeper recesses. When you're finished make sure to take a break at the JURIN's GEO for their special *Kakigori* (Japanese shaved ice) topped with sugar cane syrup followed by a glass of cold brewed ice coffee.

Hashidate Stalactite Cave

Admission: Paid

Access: 15-min walk from Urayamaguchi Station (Chichibu Railway)



Chichibu-jinja Shrine

Chichibu-jinja Shrine with a history of over 2100 years, located in the center of Chichibu city, is known for its well-preserved architecture and ornate carvings that adorn the walls. Many of these carvings are said to have been created by the famous artist Hidari Jingoro. As you survey the outside of the shrine you'll notice three cheerful monkeys, a tiger mother with a leopard style pattern, and a blue dragon in chains.

Admission: Free **Access:** 3-min walk from Chichibu Station (Chichibu Railway),

15-min walk from Seibu-Chichibu Station (Seibu Chichibu Line)



© Serge001 | Dreamstime.com

A Boundless Outdoor Paradise with Abundant Nature – Hanno



Scan the QR code to access the website for more information.

Hanno is only about an hour away from the busy streets of Tokyo, but this charming city is practically covered in forest land. Here Japan's strong appreciation for nature is fully realized, as the people of Hanno make nature their home, rather than pushing it out. Experience the tranquil atmosphere generated by Hanno's majestic mountains, forests, lakes and rivers and enjoy a day of leisure in the great outdoors.



©Moomin Characters™

MOOMINVALLEY PARK & metsä village

MOOMINVALLEY PARK introduces the world and stories of Moomin, a Finnish character adored by countless fans. The park highlights Hanno's breathtaking nature and seamlessly blends elements from the comics with the surroundings. Even visitors unfamiliar with Moomin can appreciate the fantastical buildings and attractions from the pages of Moomin around the park and in exhibitions. Outdoor enthusiasts will marvel at the magnificent scenery and artistry on display. metsä village, near the park entrance, recreates the charm and tranquility of the Nordic lifestyle with a variety of shops and outdoor seating areas with peaceful views.

MOOMINVALLEY PARK

Admission: Paid

metsä village

Admission: Free

Access: 13-min bus ride from Hannō Station (Ikebukuro Line).

Get off at metsä Stop.



Miyazawa Lake Onsen - Kirari Bettei

For a relaxing day at the spa complete with excellent food, look no further. Kirari Bettei provides an observation terrace with a splendid view of Lake Miyazawa, surrounded by hills along with MOOMINVALLEY PARK and metsä village. Both Kohan Saryo, a restaurant using fresh seasonal vegetables, and an authentic soba noodle restaurant, Gensuian, are at your service. Stroll through the onsen grounds wearing a loungewear available for rent, as you let your mind rest at ease.

Admission: Paid

Access: 10-min bus ride from Hannō Station (Ikebukuro Line)

* Preschool child is not allowed to enter.



Tove Jansson Akebono Children's Forest Park

SI 25

This beautiful park, built in 1997, is a fairy-tale brought to life. Cute and quirky constructions inspired by a Northern European magical story, invite you to explore the area and amazing architecture inside. Take a trip to another world by spending a relaxing day at the park. Both kids and adults will love walking through the cute and amazing scenery.

Admission: Free

Access: 20-min walk from Motokaji Station (Ikebukuro Line)



Discover Endless Possibilities



Scan the QR code to access the website for more information.

— Tokorozawa SI 17 SS 22

Tokorozawa is an intriguing destination in the Japanese suburbs that has transformed to host a variety of activities and locations that demand attention. Amazingly the area has developed into a center for shopping, pop-culture, and history. Excelling in all of these aspects and more is the ever-growing Tokorozawa.


Tokorozawa Sakura Town

Tokorozawa Sakura Town is the Japan's largest pop-culture hub. The complex features several facilities and eateries, including Kadokawa Culture Museum, a building designed by renowned Japanese architect Kuma Kengo, Musashino Reiwa Shrine, featuring a stunning ceiling mural by Amano Yoshitaka, who designed numerous Final Fantasy characters, anime-themed lodging EJ Anime Hotel and a cafeteria, Canteen KADOKAWA, preparing their meals with mostly locally sourced ingredients.

With a stunning exterior composed of 20,000 individual granite plates, the 40-meter tall Kadokawa Culture Museum appears as a surreal natural monolith. Inside, there are five floors, with an exhibition area, library filled with comic books and light novels published by KADOKAWA, a café, a shop, and the EJ Anime Museum. Meanwhile, the Bookshelf Theater stacks books eight meters into the sky which seems to represent the boundless imagination that their stories inspire. It can accommodate as many as 50,000 books, creating an enchanting fantasy ambiance.

Visitors can encounter the perfect harmony between the old and the new at every corner of Tokorozawa Sakura Town which appeals to people with all kinds of interests.

Access: Take the bus from Tokorozawa Station East Exit (Shinjuku Line and Ikebukuro Line) or transfer at Akitsu Station (Ikebukuro Line) to Higashi-Tokorozawa Station (JR Musashino Line) and 10-min walk.



©KENGO KUMA & ASSOCIATES
©KAJIMA CORPORATION



Grand Emio Tokorozawa

This shopping complex, connected to Tokorozawa Station, features duty-free shops ranging from fashion products to miscellaneous goods and a stunning rooftop garden. The "Toko Table" restaurant floor offers a wide variety of cuisine, including Saitama's local specialty *tsukemen*, or dipping ramen noodles. A direct bus to and from Haneda Airport is conveniently available.

Access: Direct access from Tokorozawa Station (Shinjuku Line and Ikebukuro Line)




Tokorozawa Aviation Memorial Park SS 23

On the former ground of Japan's first airbase (opened in 1911) is Tokorozawa's Aviation Memorial Park. The park includes a museum inside a hangar that houses several aircraft. Turn yourself into a pilot and get a commemorative picture taken! Another highlight is a number of flight simulators, each of can which turn any visit into a once-in-a-lifetime experience. After touring the museum, stop by the Saishoutei tea house and garden. Cross the quaint little bridge to the teahouse and enjoy the view over the garden from inside while sipping a cup of green tea or matcha and sampling a variety of typical Japanese sweets. Get the full Japanese experience at a single location!

Tokorozawa Aviation Museum

Admission: Paid

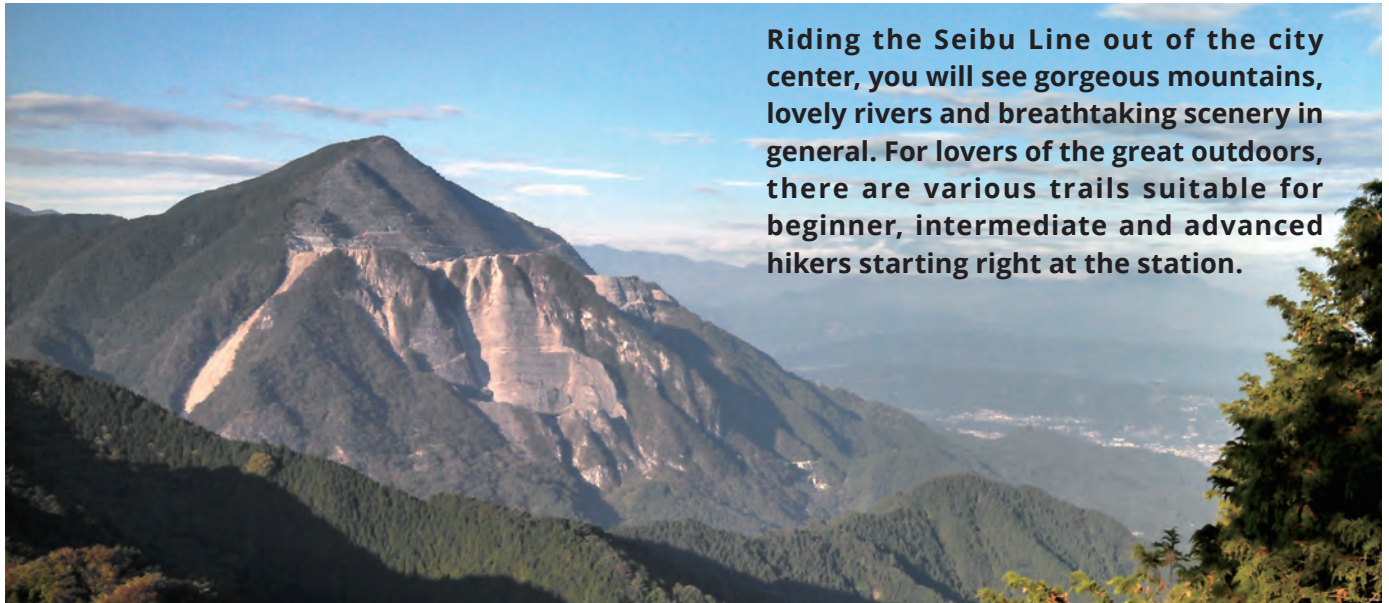
Access: 1-min walk from Kōkū-kōen Station (Shinjuku Line)



Head to Mountains and Hills on the Seibu Line



Scan the QR code to access the Google Map for more information.



Riding the Seibu Line out of the city center, you will see gorgeous mountains, lovely rivers and breathtaking scenery in general. For lovers of the great outdoors, there are various trails suitable for beginner, intermediate and advanced hikers starting right at the station.

Enjoy some panoramic views **Mt. Futago-yama & Mt. Takekawa-dake Route** SI 34 SI 35



Level:
Experienced hikers

Move from view to view as you make your way across mountainous areas, enjoying a new, breathtaking view with every stop. If this sounds appealing, then the forests near Mt. Futago-yama are waiting for you. At the top of Mt. O-dake, you can enjoy a beautiful view of Chichibu. When making your way down, you will find plenty of winding roads near rocky areas. Be careful, though, as the way down can be steep at some points!

Yokoze Station (Seibu Chichibu Line) -> 15min by taxi -> Ichi no Torii -> 50min -> Tsumasaka Pass -> 60min -> Mt. Takekawa-dake -> 20min -> Mt. Tsutaiwa-yama -> 55min -> Mt. Yake-yama -> 65min -> Mt. O-dake -> 10min -> Mt. Me-dake -> 40min -> Sengen-jinja Shrine -> 40min -> Sengen-jinja Shrine Torii -> 10min -> Ashigakubo Station (Seibu Chichibu Line) Total: 5hrs 50min (not including taxi)

See temples off the beaten track **Oku Musashi's Ancient Temple Route** SI 31



Go on a temple adventure and see something new with every step! Southwest of Agano Station you'll find a great hiking trail that leads to some of the most memorable temples. Make stops at Ne no Gongen (Tenryu-ji Temple) to see giant waraji, visit Takedera Temple's beautiful lush foliage and relax at Hoko-ji Temple. This route is for those who want to combine the great outdoors with some reflective spirituality.

Level:
Medium

Agano Station (Ikebukuro Line and Seibu Chichibu Line) / Hoko-ji Temple -> 30min -> Togo Park -> 45min -> Asami chaya -> 40min -> Ne no Gongen (Tenryu-ji Temple) -> 40min -> Mameguchi Pass -> 30min -> Takedera Temple -> 50min -> Kodono bus stop Total: 3hrs 55min

An easy hike with an excellent view **Mount Tenran-zan Route**

SI
26



Level:
Beginner

Hiking this hill is a fun challenge that anyone can enjoy! Instead of a regular trail, Mt. Tenran-zan has exciting pathways that curl upwards, surrounded by vegetation. The top is an easy-to-reach goal and rewards you with a spectacular wide-open view. The path then leads you to interesting nature spots and temples. The hike ends on a cultural note with a visit to shrines and temples. After hiking, you can visit Hanno City, which has an authentic *shotengai* (traditional Japanese shopping street). From small shops to hidden corners, city-dwellers will be positively delighted by Hanno!

Hannō Station (Ikebukuro Line) -> 15min -> Hannogawara (riverbed) -> 30min -> Azuma-kyo (gorge) -> 1min -> Do-re-mi-fa Bridge -> 30min -> Ontake Hachiman-jinja Shrine -> 10min -> Mt. Tonosu-yama -> 10min -> Amagoi Pond -> 10min -> Mikaeri Hill -> 10min -> Mt. Tenran-zan -> 20min -> Nonin-ji Temple -> 3min -> Hanno municipal museum -> 2min -> Suwa Hachiman-jinja Shrine -> 5min -> Kanon-ji Temple -> 5min -> Hanno town -> 15min -> Hannō Station (Ikebukuro Line) **Total: 2hrs 46min**

A relaxing walk in the countryside for **Kinchakuda Manjushage**

SI
28

Stroll Around the Red Spider Lily Fields - Koma no Sato



Culture, flowers, shrines, temples and nature: If you want a combination of all these, simply head to Koma Station. See manjushage (red spider lilies), cherry blossoms and various other flowers in their respective seasons blooming in a pretty park bordering the Komagawa River. The best season for manjushage is from mid-September to early October. After walking along the pouch-shaped rice field (kinchakuda) that encompasses the park, breathe in unique culture at shrines that carry a history related to Korea. Finally, make your way to the Aiai Bridge it curves beautifully and is one of Japan's longest wooden truss bridges.

Level: Easy to do
with children



Koma Station (Seibu Chichibu Line) -> 5min -> Koma Stone Age Dwelling Site -> 45min -> Shoden-in Temple -> 5min -> Koma-jinja Shrine / Koma Family Residence -> 15min -> Nonomiya-jinja Shrine -> 30min -> Manzo-ji Temple -> 10min -> Aiai Bridge -> 5min -> Kinchakuda Manjushage Park -> 15min -> Suiten no Hi (Monument of water and sky) -> 5min -> Koma Station (Seibu Chichibu Line) **Total: 2hrs 15min**

Come visit magical forests **Sayama Park and Lake Tama**

SY
01 ST
07

Among the enchanting hills and valleys, various flora and fauna harmoniously thrive year round undisturbed by the outside world. Five municipal parks provide walking trails in Sayama Hills for a day of adventurous hiking with captivating views of the natural landscape, including Mt. Fuji. Additionally, the forest's historical shrines and temples add another layer of mystical beauty. Lake Tama and Lake Sayama provide the chance for magical encounters with creatures and scenes from popular films and animations based on the area.



Sayama Park

Access: 5-min walk from Seibu-yuenchi Station (Tamako Line)



Access: 10-min walk from Mitsumineguchi Station (Chichibu Railway)

Soaring through the majesty of Chichibu **Chichibu Geo Gravity Park**

SI
36

Invigorate your senses as you fly through Chichibu's verdant landscape on a zipline or bungee jump over the vast Arakawa River. There are plenty of exciting activities that reveal the astonishing natural surroundings from a new perspective. The suspension bridge grants an unnerving and breathtaking view to those who are brave enough to cross. For both thrills and tranquil sightseeing above Arakawa River, the Chichibu Geo Gravity Park can't be topped.

All Anime Fans Aboard the Seibu Line!



Scan the QR code to access the Google Map for more information.

Whether you're new to the anime (hand-drawn or computer animation) world or have been an avid fan for years, the Seibu Railway Line is the absolute hub for discovering its origin. While many people aren't aware that the roots of the anime industry are located along one railway track, actually anime pilgrimage spots are waiting for your visit.



Flipping through the pages of manga history

SI 03

Toshima City Tokiwaso Manga Museum

Tokiwaso is the former residency of manga (Japanese comics) pioneers such as Tezuka Osamu (Astro Boy) and Fujiko · F · Fujio (Doraemon) spent their youth. The Toshima City Tokiwaso Manga Museum, opened in July 2020, honors the hard work and creativity of artists who brought smiles and entertainment to readers around the world. Though only a replica of the original apartment, the museum maintains the atmosphere of the original building where legendary storytellers put their pens to paper immortalizing lovable characters like Astro Boy. Some exhibits change depending on the season to reflect the rooms of other famous creatives who spent time there bringing life to their art.

Admission: Free for entrance but the special exhibitions may be charged
Access: 10-min walk from Higashi-Nagasaki Station (Ikebukuro Line)



Explore the origin of all manga

SI 02

Toshima City Tokiwaso-dori Oyasumidokoro

The Toshima City Tokiwaso-dori Oyasumidokoro near the old site of Tokiwaso acts as an information center where manga lovers can receive area guides and buy souvenirs. Make it the starting point for your pilgrimage to explore the origin of all manga.

Admission: Free

Access: 12-min walk from Shiinamachi Station South Exit (Ikebukuro Line)



©ANOHANA PROJECT



Chichibu Anime Pilgrimage (Anohana)

SI 36

Chichibu sees visits from a lot of anime fans. It is known for being the setting of the hit anime series "Anohana: The Flower We Saw That Day". At the Tourism Information Center on the right side of the Seibu-Chichibu Station, you can pick up a map marking all notable locations such as Chichibu Bridge, Jourin-ji Temple or Chichibu-jinja Shrine.

Access: Seibu-Chihibu Station (Seibu Chichibu Line)

An icon of popular Japanese subculture

SS 12

Gundam Monument

Sunrise Studios, the creators of Gundam and various other anime, are located near Kami-Igusa Station. It seems only fitting that a bronze, three-meter high monument stands in the vicinity, almost as if keeping a watchful eye on passersby.

Access: Directly outside Kami-Igusa Station (Shinjuku Line)

Your heroes in real life

SI 11

Oizumi Anime Gate

This popular spot on the pedestrian deck outside the north exit of Ōizumi-gakuen Station features life-sized monuments of beloved characters originating in Nerima, an epicenter of Japanese animation. In addition to bronze statues of Mighty Atom from "ASTRO BOY," Yabuki Jo from "TOMORROW'S JOE," Hoshino Tetsuro and Maetel from "Galaxy Express 999," and Lum from "Urusei Yatsura," the site offers a Nerima Anime Chronology and a "Graphic Wall" for visitors to experience and enjoy these unique animations.

Access: Right outside of Ōizumi-gakuen Station (Ikebukuro Line)



©Tezuka Productions
©Leiji Matsumoto, Toei Animation
©Asao Takamori, Tetsuya Chiba / Kodansha
©Rumiko Takahashi / Shogakukan

The never-ending flow of Japanese animation

SI 11

Toei Animation Museum

The Toei Animation, which has produced popular animations like "DRAGON BALL" and "ONE PIECE", opened the Toei Animation Museum as a monument to beloved animated characters that have charmed anime fans from all generations.

Enjoy the history and artwork of old and new animations from Toei Animation's roster with exhibits which display priceless production materials going back to its establishment in 1956.

Admission: Free

Access: 15-min walk from Ōizumi-gakuen Station (Ikebukuro Line)



Discover & Experience Sayama Tea



Scan the QR code to access the Google Map for more information.

Green tea, an absolute staple of Japanese culture, has become a work of art itself, including Sayama Tea, which is known for its strong flavor. The Sayama area, where you can feel the charm of fields near the center of Tokyo, is one of the “three big tea plantations” in Japan. It’s said that this tea has “the color of Shizuoka, the scent of Uji and the taste is Sayama”.

The Sayama area holds tea festivals during the picking season to celebrate the fresh batch of leaves. However, you can enjoy this tea all year round at various restaurants and tea shops. Be surprised at the remarkable versatility of Japanese tea!

Japanese-style meals prepared with Sayama tea

Restaurant Ochakko Salon Issen

SI
23

Be amazed by all the wonderful culinary creations you can make with tea. The owner of Issen talks lovingly about his menu and is very enthusiastic in letting you try the different tea variations. Discover tea potato salad, tea *korokke* (deep-fried-potato based dish) made with fresh vegetables, as well as a variety of tea-themed desserts. Any respectable tea-lover can’t afford to miss this unique and educational experience.

Access: 20-min bus ride from Irumashi Station (Ikebukuro Line) to Irumashi-hakubutsukan bus stop



Tea Expertise and Tea Sweets

Tea Café – Musashi Rikyu

SI
19

Araien Honten with the tea café Musashi Rikyu, is a tea shop worthy of the illustrious Emperor’s Cup Award and offers thirst-quenching tea made from leaves harvested from their own plantation which uses only organic fertilizers. Besides the tea itself, you can find all the tools needed to brew your own perfect cup!

If you want to enjoy tea-based desserts in a Japanese tea room-themed café, look no further. Along with classics like *anmitsu* (jelly-based dessert) and *warabi mochi* (mochi made from warabi starch), try matcha parfaits and matcha affogato. For something less sweet, try their tea-based soba noodles during lunchtime (11:30am – 2:00pm).

Access: 3-min walk from Kotesashi Station (Ikebukuro Line)



Japanese history, culture, flavor in one cup

Tendai Buddhism NAKAIN

SS
29

Japanese green tea represents a way of life and a significant part of culture in Japan. That comes as no surprise to those who know about its roots in Japanese Buddhism. Back in 830 grand Buddhist Priest Ennin founded the gorgeous Nakain Temple in Kawagoe. It was this dedicated priest who brought tea to the area and helped create the distinct taste of Kawagoe Tea and Sayama Tea which are known for their mild sweetness and full-body flavor. In the Nakain Temple, there is a large stone monument commemorating the birthplace of Sayama Tea in the garden of the temple.

Admission: Free **Access:** 12-min walk from Hon-Kawagoe Station (Shinjuku Line)



Discover the history of teas

Iruma City Museum ALIT

SI
23

Iruma City, famous for its production of Sayama tea, has added a “tea museum” to the Iruma City Museum ALIT which immerses visitors in the world of tea. Tea ceremonies using matcha (powdered green tea) are well known; however, the sencha-do tea ceremony uses full-leaf tea. The museum features a reconstructed tea ceremony room, as well as an area with tools like pots and cups used during this traditional event. After a tour, treat yourself to different sorts of Sayama tea or some exclusive tools for your own sencha-do!

Admission: Paid

Access: 20-min bus ride from Irumashi Station (Ikebukuro Line) to Irumashi-hakubutsukan bus stop



Time for Tea and Fun

Miyano-en

SS
26

Featuring expert advice and a fascinating history dating back to 1869, Miyano-en offers and immersive tea experience with picking events that allow visitors to dress up in traditional *ocha musume* (tea girl) outfits. It’s the closest location from Tokyo where you can get a taste of authentic Japanese teas. Join a hands-on tea rolling experience, learn how to pack tea by yourself and enjoy sweets made from Sayama tea. Workshops and tastings encourage you to discover the unique and refreshing taste of Sayama tea.

Access: 12-min by car from Sayamashi Station (Shinjuku Line)

* Workshops: reservation required



"Only in Japan" Experiences Await Inside Amazing Theme Parks



Scan the QR code to access the Google Map for more information.

Japan has dozens of theme and amusement parks (including global brand names such as Disney and Universal Studios), and there are also some very unique ones on the Seibu Line. Spend a whole day at an amusement park for some "only in Japan" experiences, discover history, or relax at a spa.

Fun for the whole family together Seibuen Yuenchi



This amusement park in Tokorozawa is designed for all ages and offers a broad palette of areas for friends and families to discover together. In honor of the park's 70-year anniversary in 2020, the park was renovated to reproduce the warm atmosphere of the 1960's in Japan. Take a stroll through history as you experience this charming era's flavors and culture.

Admission: Paid Access: Directly at Seibu-yuenchi Station (Tamako Line & Yamaguchi Line)



The base of Baseball MetLife Dome



This huge indoor stadium is used mainly for baseball games and is the home field for Nippon Professional Baseball's Saitama Seibu Lions. Baseball is one of Japan's most popular sports and is loved by all generations. Get a ticket to a game and experience the exhilarating, fired-up atmosphere spread from the fans! Don't forget to slide into the newly opened Lion's Store where fans can purchase a variety of goods, including jerseys of your favorite players!



Access: 4-min walk from Seibukujō-mae Station (Sayama Line & Yamaguchi Line)
©SEIBU Lions/TEZUKA PRODUCTIONS

Experience the healing power of nature Niwa no Yu



Niwa no Yu, the hot spring resort, offers a full range of relaxing facilities on two floors. Unwind in hot springs while enjoying the magnificent view of the Japanese garden right in front of you. Spa, sauna, pool and jacuzzi areas are available as well. *Be aware that tattoos are not allowed.

Admission: Paid Access: 1-min walk from Toshimaen Station (Toshima Line)



See history built before your eyes Edo-Tokyo Open Air Architectural Museum



Enter a time warp and discover what life was like during the mid - Edo Period (1603 - 1868) and post-World War II periods. You can enter most of the 30 buildings and even visit an authentically-themed handmade noodle restaurant called Musashino Udon, which serves local delicacies of the Tama area. The museum shop offers many interesting souvenirs featuring Japanese designs.

Admission: Paid

Access: 5-min bus ride from Hana-Koganei Station (Shinjuku Line)

Quality time with friends, family, and nature



Komatsuzawa Leisure Farm

At Chichibu's Komatsuzawa Leisure Farm, there is plenty of fun for the whole family during every season. The farm offers a variety of activities like, fishing, fruit-picking, and barbecuing over lava rocks, so you can spend a whole day playing, picking your own food, and sharing a meal with family! Friendly farm animals to play with and native beetles to hunt roam the grounds. There is no greater way to enjoy the nature and local flavors all in one place.

Access: 5-min by car from Yokoze Station (Seibu Chichibu Line)

*The shuttle service is provided by the reservation in advance.



Zooming through Hanno on go-karts Formuland Ra Hanno



Start your engines and get ready to take a spin on one of the largest go-kart tracks in Japan. Speed through the course at up to 70km/h on a rental go-kart surrounded by Hanno's stunning nature. Helmet and glove rentals are also available, so you can conveniently enjoy the motorsports community without bringing your own equipment. Spectators are also welcome, if you prefer to watch the excitement against the beautiful mountainous backdrop.

Admission: Paid

Access: 40-min bus ride from Hannō Station (Ikebukuro Line). Get off at Kuzuyabashi stop.



Experience the Spirituality of Japan's Shrines and Temples



Scan the QR code to access the Google Map for more information.

Along the Seibu Line, many Japanese temples and shrines welcome visitors who come to worship and pay respect to the natural surroundings. Rich in history and culture, these places offer more than just scenic views and brilliant architecture — they offer a spiritual experience. Take a moment to find inner peace through *zazen*, sitting meditation, or praying for good luck at these historic settings.



Shrine with a famous relative Higashi Fushimi Inari-jinja Shrine

SS
15

This shrine dedicated to Inari is an extension of the famous Fushimi Inari Taisha shrine in Kyoto. Its name literally means “East Fushimi Inari Jinja” and it was officially divided from its Kyoto counterpart in 1929. Here you can find stunning vermillion gates lined up to make a series of winding tunnels. Stylized statues of Inari’s messengers, *kitsune* (foxes), are present wherever you go and you will find small offerings (typically money, rice and cups of sake) at their feet.



Admission: Free

Access: 10-min walk from Higashi-Fushimi Station (Shinjuku Line)

Admire a spectacular temple garden Nonin-ji Temple

SI
26

Though the temple dates back to 1501, the garden was not created until many years later during the Momoyama Period (1573 – 1603). Nonin-ji Temple’s garden skillfully incorporates the steep slope of the nearby mountain with the temple complex; in fact, it has been selected as one of the country’s top hundred Japanese gardens. The temple grounds feature a bell tower, beautiful gates and a main hall with an impressive interior. Visitors can join Zen meditation sessions every Sunday from 9am – 12pm (reservation required).

Admission: Paid Access: 20-min walk from Hannō Station (Ikebukuro Line)



Energy sites effective for healing eye diseases and fulfilling parenting Araiakushi Baishouin Temple

SS
05

As it is beneficial to cure all illnesses and fulfill various wishes, the temple has been gathering faith from many people. The principal object of worship discovered through the phenomenon of light coming out of the old plum tree in the thatched hut is an extremely rare statue of combining two Buddhas, Yakushi Nyorai and Nyoirin Kannon. Famous for experiencing to ring bells for the New Year’s Eve and for cherry blossoms.

Admission: Free

Access: 7-min walk from Araiakushi-mae Station (Shinjuku Line)

The “cat came back” shrine for cat lovers Azusamiten-jinja Shrine

SS
34

This shrine has become a popular place to pray for the return of your cat ever since internationally renowned jazz pianist Yamashita Yosuke prayed here for his lost feline friend. Miraculously, some say, his beloved cat returned safely the next day – after being gone a full 17 days! Even before that happened, though, this place was meant to honor cats, who were seen as protectors for the silkworm industry since they are the natural predator of the rats who threatened the worms. To this day, people buy *ema* (wooden plaques) and hang them at the shrine to pray for their feline companions.

Admission: Free

Access: 15-min walk from Musashi-Sunagawa Station (Hajima Line)



Tasty Treasures Hidden Along the Seibu Line



Scan the QR code to access the Google Map for more information.

Saitama's bountiful nature produces plate after plate of fresh dishes that can only be enjoyed in the area. Many may come for sightseeing, but they stay for the delicious food. Satisfied customers find the area's restaurants are so appealing that they make the journey out to Saitama just to get a taste.

Savory Italian cuisine with a view

PIZZERIA Musashino Sankyo

SI
20

Plenty of restaurants in the bountiful Musashino area use natural resources to create traditional Japanese dishes; however, PIZZERIA Musashino Sankyo fires up its ovens in the forest of Saitama to serve hot, delicious pizza. Surrounded by greenery, the open-air atmosphere of this Italian restaurant creates a unique dining experience among the trees. Plan a party here with your friends after a day of hiking and exploration!

Access: 9-min walk from Sayamagaoka Station (Ikebukuro Line)



Tradition on tap straight from the brewery

FUSSA NO BIRUGOYA "Ishikawa Brewery"

SS
36

FUSSA NO BIRUGOYA serves Italian cuisine along with locally brewed beer at Ishikawa Brewery, which has been producing Japanese sake since 1863. Here you can order the popular *Tama no Megumi* beer or TOKYO BLUES as well as seasonal brews specially prepared with ingredients from the Tama area. Enjoy your meal on the garden terrace to appreciate the natural surroundings and carefully crafted of this rustic bistro.

Access: 20-min walk from Haijima Station (Haijima Line)



Sweet taste of Mt. Hodosan's naturally formed ice

Asami Reizo Hodosandou Shop

SI
36

After an exciting day of travel through the spectacular nature of Chichibu, cool off with a mountain of gourmet shaved ice from Asami Reizo Hodosandou, which has been around since 1890. The icy treat, provided by the frozen peaks of Chichibu, looks as fluffy as cotton candy and melts in your mouth just as quickly! Experiment with a variety of toppings to find your favorite flavor combination.

Access: 3-min walk from Nagatoro Station (Chichibu Railway)



Scenery of the four seasons

Spring

The Famous Cherry Blossoms on the Shingashigawa River

SS
29



Take a gentle *hanami* (cherry blossoms viewing) boat ride under a canopy of cherry blossoms.

*The business day is on the weekend in early April.

Access: 24-min walk from Hon-Kawagoe Station (Shinjuku Line)

©lydiarei/Shutterstock.com

Summer

Nagatoro's River Cruiser

SI
36



Immerse yourself in the greens and blues of Nagatoro's nature by taking and ride down the Arakawa River.

Access: 1-min walk from Nagatoro Station (Chichibu Railway)

©Gengorou/Shutterstock.com

Kawagoe's limitless, flavorful sweet potatoes

Cafe Torocco

SS
29

Cafe Torocco innovates flavor by utilizing the versatility of an over-250-year-old local specialty, the Kawagoe potato. Present in everything from appetizers to desserts, you'll be amazed at how many ways they prepare their dishes based mostly around one special ingredient. The décor adds to the experience, as well as the fine china also sold in their store. Any fan of quality food and excellent presentation should visit!

Access: 15-min walk from Hon-Kawagoe Station (Shinjuku Line)



The miraculous world of fermentation OH!!!

SI
26

OH!!! surprises guests with the magic of food from their special products created with fermentation and the additive-free products locally in Japan. At this unique theme park, you can eat, learn, taste, and experiment to discover new flavors that only come from the power of fermentation. The process not only creates incredible flavors, but also improves shelf life and nutritional value. In addition to the shops, restaurants, café's and workshops where you can enjoy preparing and eating delicious food, the area also includes a peaceful temple and scenic hiking course.



Access: 15-min walk from Hannō Station (Ikebukuro Line)

Enjoy shopping in Nogata Nogata Shotengai

SS
07

Many neighborhoods in Japan offer a very distinctive style of shopping: shotengai (pedestrian commercial districts running along a single street). These shopping and amusement locales – usually filled with smaller, family-owned shops and restaurants, each with its own history and tradition – are some of the best places for foreigners to become part of the social scene and experience local lifestyle. Nogata is a perfect example!



Tradition of Grilled ginger pork Nogata Shokudou

Since its opening in 1936, this spot has been serving the same grilled ginger pork set meal proudly ever since. Currently under its third owner – but still dedicated to bringing customers the same original flavor! - visitors are sure to enjoy a 100%-authentic lunch or dinner ...or both!

Access: 1-min walk from Nogata Station South Exit (Shinjuku Line)

Scrumptious rice crackers: senbei Kintoki Senbei

Kintoki Senbei is an irresistible senbei (rice crackers) shop which has kept up to the high standards of its original taste since 1933 while at the same time constantly developing new flavor combinations. Kintoki Senbei offers a broad range of beautiful and delectable senbei in different shapes, including their standard round one and a (highly recommended!) Mt. Fuji version.

Access: 1-min walk from Nogata Station South Exit (Shinjuku Line)



Autumn

The Red Spider Lily Fields - Koma no Sato

SI
28



Enjoy a colorful stroll through a forest filled with brilliant red spider lilies.

Access: 15-min walk from Koma Station (Ikebukuro Line)

Winter

The Icicles of Chichibu The Ashigakubo Icicles

SI
36



From January to February the dreamlike Icicles of Ashigakubo in Saitama mesmerize with their creative illuminations and fantastical structure.

Access: 10-min walk from Ashigakubo Station (Seibu Chichibu Line)



Show your SEIBU KAWAGOE PASS at participating BicCamera stores to get up to 7% off on top of the tax-free discount. *Some items are not applicable. Ask for more details at BicCamera stores.

*Business hours, event dates and times of each facility and event are subject to change without notice. Please check each official website before departure.

*For more information on the facilities published in this booklet and other along the SEIBU Line, please scan the QR code to open the website.



WAttention × SEIBU RAILWAY
Special Website



日本電器藥妝綜合商場

Japanese Electrical Appliance & Drug Store



BicCamera

10

免税

TAX-FREE

% OFF

+

MAX

優惠

DISCOUNT

% OFF

照相機、手錶、家電、玩具、隱形眼鏡 等

Camera, Watches, Home Appliances, Toys, Contact lens etc.

